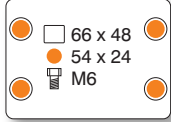


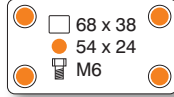
V61 | NY | PLATE FIXING

NYLON WHEEL

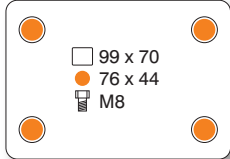
50 swivel



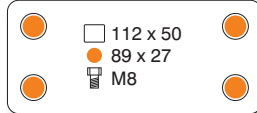
50 fixed



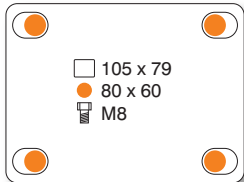
65 swivel



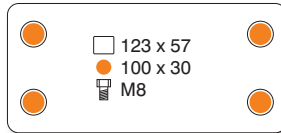
65 fixed



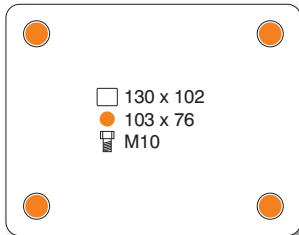
75 swivel



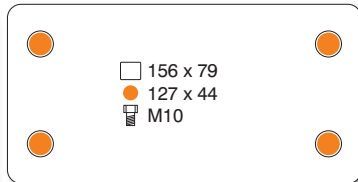
75 fixed



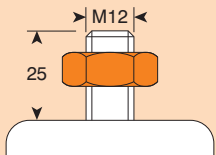
100 swivel



100 fixed



| wheel diameter | tread width | fitted height | swivel offset | load capacity | bearing type | swivel | fixed | swivel + wheel brake |
|----------------|-------------|---------------|---------------|---------------|--------------|----------|----------|----------------------|
| 50 | 22 | 63 | 19 | 54 | plain | V 961 NY | V 988 NY | V 961 NY BR |
| 65 | 28 | 82 | 25 | 122 | plain | V 261 NY | V 288 NY | V 261 NY BR |
| 75 | 32 | 93 | 32 | 170 | plain | V 361 NY | V 388 NY | V 361 NY BR |
| 100 | 32 | 127 | 37 | 270 | plain | V 461 NY | V 488 NY | V 461 NY BR |



THREADED STEM & NUT

Available on 75 dia. swivel castors
Small variance from top plate dimensions, please ask for details

Add **ST** to castor reference

i All dimensions are in **mm** and all loadings are in **kg** unless otherwise stated