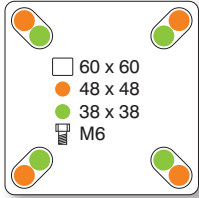


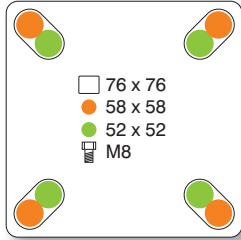
V30V | TR | PLATE FIXING

GREY THERMOPLASTIC TYRED WHEEL WITH NYLON CENTRE

50, 75



100, 125

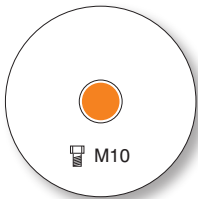


wheel diameter	tread width	fitted height	swivel offset	load capacity	bearing type	swivel	fixed	swivel + total-stop brake
50	20	69.5	24	50	plain	V30V 050 TRP P01		V32V 050 TRP P01
75	25	100	28	70	plain	V30V 075 TRP P01		V32V 075 TRP P01
100	27	134	37	80	plain	V30V 100 TRP P02		V32V 100 TRP P02
125	27	157	45	100	plain	V30V 125 TRP P02		V32V 125 TRP P02

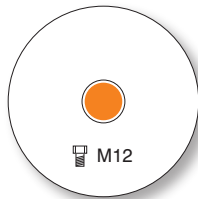
V30V | TR | SINGLE HOLE FIXING

GREY THERMOPLASTIC RUBBER TYRED WHEEL WITH NYLON CENTRE

50, 75



100, 125



wheel diameter	tread width	fitted height	swivel offset	load capacity	bearing type	swivel	fixed	swivel + total-stop brake
50	20	68	24	50	plain	V30V 050 TRP B10		V32V 050 TRP B10
75	25	98	28	70	plain	V30V 075 TRP B10		V32V 075 TRP B10
100	27	131.5	37	80	plain	V30V 100 TRP B12		V32V 100 TRP B12
125	27	154.5	45	100	plain	V30V 125 TRP B12		V32V 125 TRP B12



EXPANDING ADAPTOR
for round or square tube

To suit all bolt hole fixing castors

See page 17

i All dimensions are in **mm** and all loadings are in **kg** unless otherwise stated