


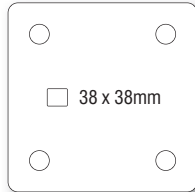


○ High quality die-cast zinc ball type castors

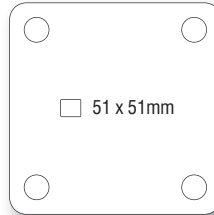
39mm




48, 56, 60, 67mm



75, 86mm



**Shepherd castor - Plate fixing**

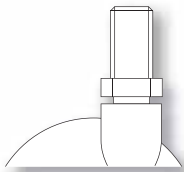


**Metal wheel**

wheel diameter	fitted height	load capacity	brown finish set of 4	beige finish set of 4	grey finish set of 4
<b>39</b>		125	<b>11 MBR</b>		
<b>48</b>		200		<b>41 MBE</b>	
<b>60</b>		300		<b>51 MBE</b>	
<b>75</b>		400			<b>110 MGR</b>

**Polyurethane tyred wheel**

wheel diameter	fitted height	load capacity	brown finish set of 4	beige finish set of 4	grey finish set of 4
<b>56</b>		150		<b>41 MPB</b>	
<b>67</b>		250		<b>51 MPB</b>	
<b>86</b>		350			<b>110 MPG</b>



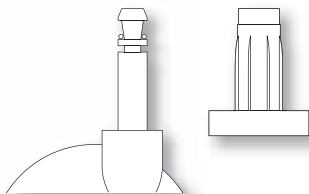
**Shepherd castor - Thread fixing**

**Metal wheel**

wheel diameter	fitted height	load capacity	thread size	brown finish set of 4	beige finish set of 4	grey finish set of 4
<b>39</b>		125	5/16" whit. x 9/16"	<b>14 MBR</b>		
<b>48</b>		200	5/16" whit. x 9/16"		<b>44 MBE 516</b>	
		200	M8 x 15mm		<b>44 MBE M8</b>	
		200	M10 x 15mm		<b>44 MBE M10</b>	
<b>60</b>		300	3/8" whit. x 3/4"		<b>54 MBE 38</b>	
		300	M10 x 15mm		<b>54 MBE M10</b>	

**Polyurethane tyred wheel**

wheel diameter	fitted height	load capacity	thread size	brown finish set of 4	beige finish set of 4	grey finish set of 4
<b>56</b>		150	5/16" whit. x 9/16"		<b>44 MPB 516</b>	
		150	M8 x 15mm		<b>44 MPB M8</b>	
		150	M10 x 15mm		<b>44 MPB M10</b>	
<b>67</b>		250	3/8" whit. x 3/4"		<b>54 MPB 38</b>	
		250	M10 x 15mm		<b>54 MPB M10</b>	



To suit 3/8" diameter x 1 1/4" hole in wood



**Shepherd castor - Socket fixing**

**Metal wheel**

wheel diameter	fitted height	load capacity	brown finish set of 4	beige finish set of 4	grey finish set of 4
<b>39</b>		125	<b>16 MBR</b>		
<b>48</b>		200		<b>46 MBE</b>	

**Polyurethane tyred wheel**

wheel diameter	fitted height	load capacity	brown finish set of 4	beige finish set of 4	grey finish set of 4
<b>56</b>		150		<b>46 MPB</b>	