
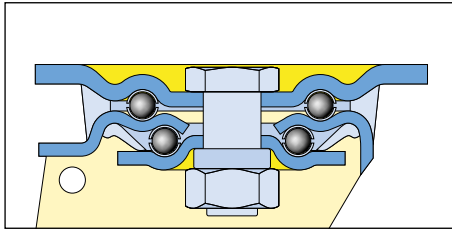


P60 series

LAG

- Top plate fixing
- Heavy duty pressed steel construction
- Riveted king pin with self-locking nut
- Hardened steel balls and races
- Plastic swivel seal



19921




16968

whl dia	fitted height	swivel radius	tread width	wheel		load capacity	plain bore wheel			roller bearing wheel			ball bearing wheel		
				centre	tyre		swivel	fixed	rep whl	swivel	fixed	rep whl	swivel	fixed	rep whl
80	128	82	50	steel	polyurethane	450							23850	23925	S502042
			30	cast iron		250	1068	1088	1009						
100	138	92	40	aluminium	rubber	150				16878	16953	2050	16853	16928	2000CC
			37	nylon		450	17905	17980	18080				17855	17930	18005CC
			30	nylon	polyurethane	200	19903	19978	4521	19878	19953	4511	19853	19928	4501CC
			40	aluminium	polyurethane	280				25880	25955	8306	25855	25930	8006CC
			30	cast iron		450	1070	1090	1010				1060	1080	1000CC
			50	cast iron	polyurethane	450								23855	23930
125	164	104.5	40	aluminium	rubber	180				16884	16959	2053	16859	16934	2003CC
			50	steel	rubber	220				16886	16961	2052	16861	16936	2002CC
	164	104.5	45	nylon		450	17911	17986	18083				17861	17936	18008CC
	174	115.5	45	nylon		700	17912	17987	18084				17862	17937	18009CC
	164	104.5	30	nylon	polyurethane	250	19909	19984	4522	19884	19959	4512	19859	19934	4502CC
	164	104.5	30	aluminium	polyurethane	250				25884	25959	8309	25859	25934	8009CC
	174	115.5	50	aluminium	polyurethane	350				25887	25962	8311	25862	25937	8011CC
	164	104.5	50	cast iron	polyurethane	450							23861	23936	7014CC
150	195	125	40	nylon		400	17916	17991	4024	17891	17966	4014	17866	17941	4004CC
			48	nylon		850	17917	17992	18086				17867	17942	18011CC
	195	125	40	nylon	polyurethane	400	19916	19991	4523	19891	19966	4513	19866	19941	4574CC
	195	125	40	aluminium	polyurethane	400				25891	25966	8317	25866	25941	8017CC
	203	138	38	cast iron		850							1063	1083	1003CC
	203	138	55	cast iron		850	1072	1092	1012				1062	1082	1002CC
160	208	143	50	aluminium	rubber	300				16893	16968	2055	16869	16943	2005CC
			50	aluminium	polyurethane	600				25893	25968	8320	25868	25943	8020CC
200	250	165	50	aluminium	rubber	450				16896	16971	2059	16871	16946	2009CC
			50	nylon		600	17921	17996	4027	17896	17971	4017	17871	17946	4007CC
			50	nylon		850	17922	17997	18092				17872	17947	18018CC
			50	nylon	polyurethane	600	19921	19996	4527	19896	19971	4517	19871	19946	4507CC
			50	aluminium	polyurethane	800				25896	25971	8330	25871	25946	8032CC
			50	cast iron		850	1075	1095	1015				1065	1085	1005CC
			50	cast iron	polyurethane	850				23897	23972	7530	23872	23947	7030CC
250	305	195	50	aluminium	rubber	530				16900	16975	2066	16875	16950	2016CC
			60	nylon		800							17874	17949	4009CC
			60	aluminium	polyurethane	800							25873	25948	8042CC
			50	cast iron	polyurethane	800				23899	23974	7534	23874	23949	7035CC

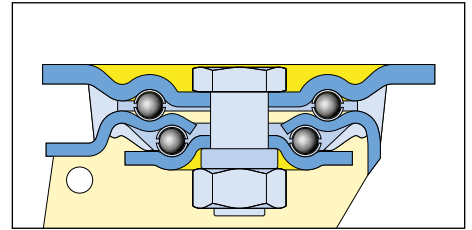


17861



23861

- Top plate fixing
- Heavy duty pressed steel construction
- Riveted king pin with self-locking nut
- Hardened steel balls and races
- Plastic swivel seal



Standard fixings

80mm
100mm

- = 102 x 83mm
- ◇ = 80 x 60mm
- ⊥ = M8

125mm
150mm
160mm
200mm
250mm

- = 135 x 110mm
- ◇ = 105 x 80mm
- ◇ = 105 x 75mm
- ⊥ = M12 except:
125mm x 164mm ht
150mm x 195mm ht
- ⊥ = M10

Adaptions

1 Swivel & wheel brake - trailing type
Foot operated pedal brakes both swivel head and wheel
Add 'FR' to castor code

2 Head seal
Prevents ingress of dirt and dust
Fitted as standard to all swivel castors

3 Swivel & wheel brake - leading type
Available fitted to 125mm x 174mm ht, 150mm x 138mm ht, 160mm, 200mm, 250mm
Foot operated pedal brakes both swivel head and wheel
Add 'FV' to castor code
Available to special order only

4 Directional lock
125 - 250mm swivel castors only
Two-station plunger lock converts swivel castors to fixed for straight line travel
Order part number 'P3940' except:
125mm x 164mm ht
Order part number 'P3935'