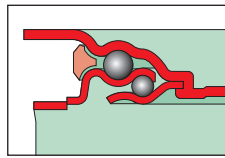


**STAINLESS**  
medium duty  
**I20**  
continued



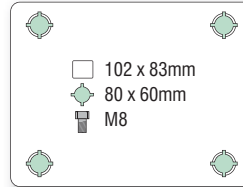
- Stainless steel
- Plastic swivel seal



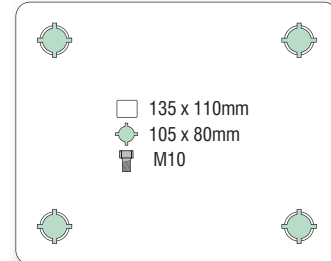
**I20 + Polyurethane tyred wheel with nylon centre - plate fixing**



80, 100, 125mm



150, 200mm



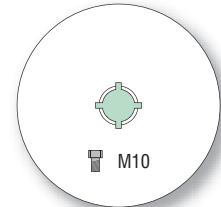
wheel diameter	tread width	fitted height	swivel offset	load capacity	bearing type	swivel	fixed	swivel + total stop brake
<b>80</b>	25	106	33	100	plain	<b>21127</b>	<b>21177</b>	<b>21127 FR</b>
<b>100</b>	30	128	37	150	plain	<b>21130</b>	<b>21180</b>	<b>21130 FR</b>
<b>125</b>	30	154	40	150	plain	<b>21131</b>	<b>21181</b>	<b>21131 FR</b>
	30	160	49	230	roller	<b>21107</b>	<b>21157</b>	<b>21107 FR</b>
<b>150</b>	40	181	51	250	roller	<b>21111</b>	<b>21161</b>	<b>21111 FR</b>
<b>200</b>	50	240	59	370	roller	<b>21117</b>	<b>21167</b>	<b>21117 FR</b>

**I20 + Polyurethane tyred wheel with nylon centre - bolt hole fixing**



M12 BOLT HOLE is also available.

Replace **HA** with **HB** in castor code.



wheel diameter	tread width	fitted height	swivel offset	load capacity	bearing type	swivel	fixed	swivel + total stop brake
<b>80</b>	25	106	33	100	plain	<b>21227HA</b>		<b>21227HA FR</b>
<b>100</b>	30	128	37	150	plain	<b>21230HA</b>		<b>21230HA FR</b>
<b>125</b>	30	154	40	150	plain	<b>21231HA</b>		<b>21231HA FR</b>

NOTE: All dimensions are in mm and all loadings in kg unless otherwise stated