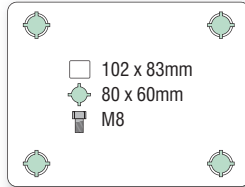


- Stainless steel
- Plastic swivel seal

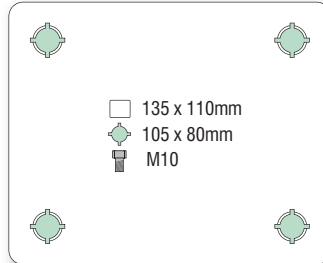
# STAINLESS medium duty I20

## I20 + Grey rubber tyred wheel with polypropylene centre - plate fixing

80, 100, 125mm

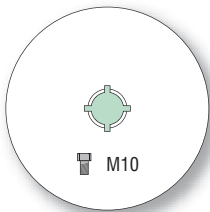


150, 200mm



wheel diameter	tread width	fitted height	swivel offset	load capacity	bearing type	swivel + total stop brake		
						swivel	fixed	swivel + total stop brake
<b>80</b>	25	106	33	55	plain	<b>15304G</b>	<b>15504G</b>	<b>15304G FR</b>
<b>100</b>	30	128	37	85	plain	<b>15308G</b>	<b>15508G</b>	<b>15308G FR</b>
<b>125</b>	37	154	40	110	plain	<b>15312G</b>	<b>15512G</b>	<b>15312G FR</b>
<b>150</b>	40	181	51	150	roller	<b>15272G</b>	<b>15472G</b>	<b>15272G FR</b>
<b>200</b>	50	240	59	230	roller	<b>15286G</b>	<b>15486G</b>	<b>15286G FR</b>

## I20 + Grey rubber tyred wheel with polypropylene centre - bolt hole fixing



M12 BOLT HOLE is also available.

Replace **HA** with **HB** in castor code.



wheel diameter	tread width	fitted height	swivel offset	load capacity	bearing type	swivel + total stop brake		
						swivel	fixed	swivel + total stop brake
<b>80</b>	25	106	33	55	plain	<b>15704GHA</b>		<b>15704GHA FR</b>
<b>100</b>	30	128	37	85	plain	<b>15708GHA</b>		<b>15708GHA FR</b>
<b>125</b>	37	154	40	110	plain	<b>15712GHA</b>		<b>15712GHA FR</b>

NOTE: All dimensions are in mm and all loadings in kg unless otherwise stated