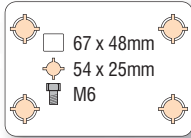
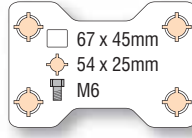


- From the Pressed steel castors range
- Top plate fixing

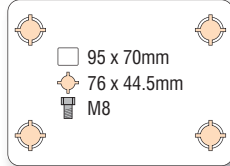
50mm swivel



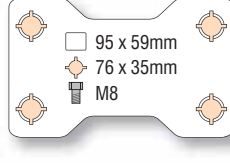
50mm fixed



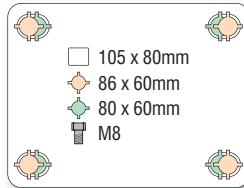
63mm swivel



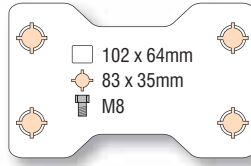
63mm fixed



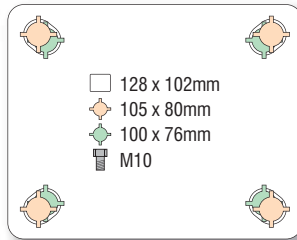
75mm swivel



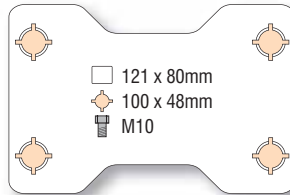
75mm fixed



100mm swivel



100mm fixed



61 + Blue rubber tyred wheel with nylon centre



wheel diameter	tread width	fitted height	swivel offset	load capacity	bearing type			
						swivel	fixed	swivel + wheel brake
50	22	64	17	27	plain	9 61 RN	9 88 RN	
63	25	81	22.5	60	plain	2 61 RN	2 88 RN	
75	32	95	24.5	90	plain	3 61 RN	3 88 RN	3 61 RN BR
100	38	125	26	160	plain	4 61 RN	4 88 RN	4 61 RN BR

NOTE: All dimensions are in mm and all loadings in kg unless otherwise stated