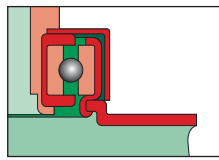




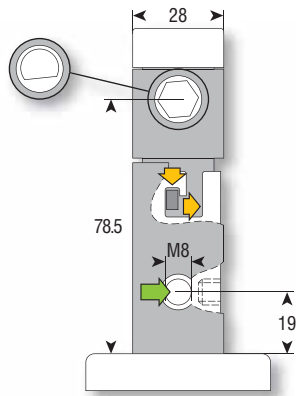
RHOMBUS



- Pressed steel construction
- Brake / locking castors with precision ball journal swivel head
- Stem fixing

367
391

precision swivel head



367, 391 series + Grey rubber tyred wheel with plastic centre and threadguards

- ➔ Top of stem can be rotated to align cam hole along or across bed
- ➔ Outer sleeve of stem revolves so fixing holes can be aligned with or at 90° to cam hole

Please specify 'HEXAGONAL' or 'D' shape cam hole

Standard fixing configuration is illustrated
If alternative dimensions are required please provide further details

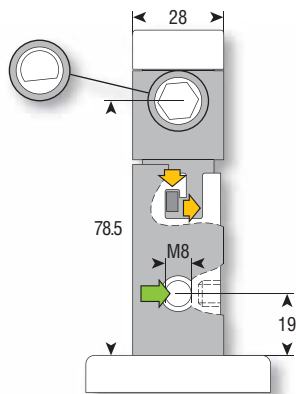


wheel diameter	load capacity	bearing type	free swivel	swivel + total stop brake	swivel + directional lock & total stop brake	replacement wheel
125	100	ball	367a 29 K 125 r Z P522-28	391q 29 K 125 r Z	391r 29 K 125 r Z	29K125r



ANTI-STATIC wheels
Change 'r' to 'a' in castor code

367, 391 series + Grey rubber tyred wheel with pressed steel centre and threadguards



- ➔ Top of stem can be rotated to align cam hole along or across bed
- ➔ Outer sleeve of stem revolves so fixing holes can be aligned with or at 90° to cam hole

Please specify 'HEXAGONAL' or 'D' shape cam hole

Standard fixing configuration is illustrated
If alternative dimensions are required please provide further details



wheel diameter	load capacity	bearing type	free swivel	swivel + total stop brake	swivel + directional lock & total stop brake	replacement wheel
125	110	ball	367a 32 C 125 b Z P522-28	391q 32 C 125 b Z	391r 32 C 125 b Z	32C125bZ




ANTI-STATIC wheels
Change 'b' to 'a' in castor code

OPERATING PEDAL. Single ended
Order 'EHL' for left-handed pedal or 'EHR' for right-handed pedal (illustrated)



OPERATING PEDAL. Double ended
Order 'DHL' for left-handed pedal (illustrated) or 'DHR' for right-handed pedal



NOTE: All dimensions are in mm and all loadings in kg unless otherwise stated