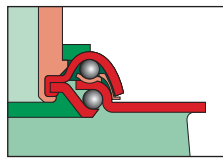


367
390
standard swivel head



- Pressed steel construction
- Double ball race swivel head
- Stem fixing



367, 390 series + Grey rubber tyred wheel with plastic centre and threadguards

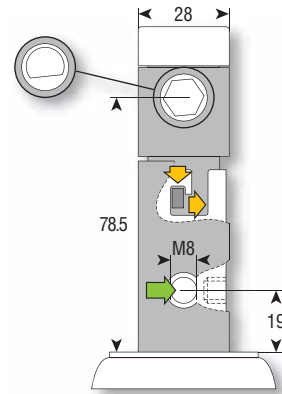


➔ Top of stem can be rotated to align cam hole along or across bed

➔ Outer sleeve of stem revolves so fixing holes can be aligned with or at 90° to cam hole

Please specify
'HEXAGONAL' or **'D'** shape cam hole

Standard fixing configuration is illustrated
If alternative dimensions are required please provide further details



wheel diameter	load capacity	bearing type	free swivel	swivel + total stop brake	swivel + directional lock & total stop brake	replacement wheel
125	100	ball	367a 29 K 125 r Z P522-28	390q 29 K 125 r Z	390r 29 K 125 r Z	29K125r



ANTI-STATIC wheels
Change 'r' to 'a' in castor code

367, 390 series + Grey rubber tyred wheel with pressed steel centre and threadguards

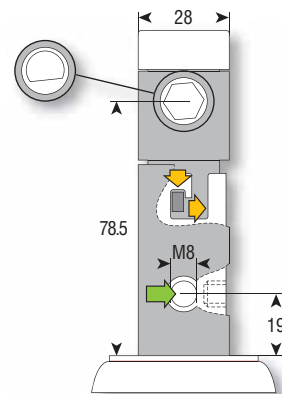


➔ Top of stem can be rotated to align cam hole along or across bed

➔ Outer sleeve of stem revolves so fixing holes can be aligned with or at 90° to cam hole

Please specify
'HEXAGONAL' or **'D'** shape cam hole

Standard fixing configuration is illustrated
If alternative dimensions are required please provide further details



wheel diameter	load capacity	bearing type	swivel	swivel + total stop brake	swivel + directional lock & total stop brake	replacement wheel
125	110	ball	367a 32 C 125 b Z P522-28	390q 32 C 125 b Z	390r 32 C 125 b Z	32C125bZ




ANTI-STATIC wheels
Change 'b' to 'a' in castor code

OPERATING PEDAL. Single ended
Order **'EHL'** for left-handed pedal or **'EHR'** for right-handed pedal (illustrated)



OPERATING PEDAL. Double ended
Order **'DHL'** for left-handed pedal (illustrated) or **'DHR'** for right-handed pedal



NOTE: All dimensions are in mm and all loadings in kg unless otherwise stated