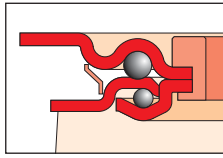


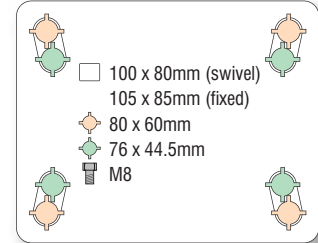
# 11SOV 19SOV



- From the **Pressed steel castors** range
- Double ball race swivel head
- Top plate or bolt hole fixing

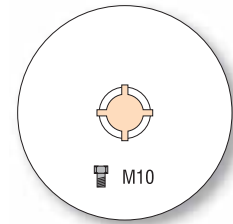


## 11SOV + Nylon wheel – plate fixing



wheel diameter	tread width	fitted height	swivel offset	load capacity	bearing type	fixing type		
						swivel	fixed	swivel + total stop brake
<b>100</b>	32	128	32	150	ball	<b>411SOV NYBJ</b>	<b>419SOV NYBJ</b>	<b>411SOV NYBJ SWB</b>
<b>125</b>	32	152	47.5	150	ball	<b>511SOV NYBJ</b>	<b>519SOV NYBJ</b>	<b>511SOV NYBJ SWB</b>

## 11SOV + Nylon wheel – bolt hole fixing



wheel diameter	tread width	fitted height	swivel offset	load capacity	bearing type	fixing type		
						swivel	fixed	swivel + total stop brake
<b>100</b>	32	128	32	150	ball	<b>411SOV NYBJ BH10</b>		<b>411SOV NYBJ BH10 SWB</b>
<b>125</b>	32	152	47.5	150	ball	<b>511SOV NYBJ BH10</b>		<b>511SOV NYBJ BH10 SWB</b>



EXPANDING ADAPTOR for round or square tubing  
To suit all bolt hole fixing castors. See page 13

NOTE: All dimensions are in mm and all loadings in kg unless otherwise stated



- From the **Pressed steel castors** range
- Suitable for use with V30B, 11SOV and V40A series castors with bolt hole fixing

# EXC

## Round expander sets



expansion range: min/max	for castors with 10mm bolt hole	for castors with 12mm bolt hole
19 - 22	<b>EXC10 R1922</b>	<b>EXC12 R1922</b>
22 - 25	<b>EXC10 R2225</b>	<b>EXC12 R2225</b>
27 - 30	<b>EXC10 R2730</b>	<b>EXC12 R2730</b>

A ring spanner may be required to access head of bolt when tightening

## Square expander sets



expansion range: min/max	for castors with 10mm bolt hole	for castors with 12mm bolt hole
19 - 22	<b>EXC10 S1922</b>	<b>EXC12 S1922</b>
22 - 25	<b>EXC10 S2225</b>	<b>EXC12 S2225</b>
27 - 30	<b>EXC10 S2730</b>	<b>EXC12 S2730</b>

A ring spanner may be required to access head of bolt when tightening

*NOTE: All dimensions are in mm and all loadings in kg unless otherwise stated*