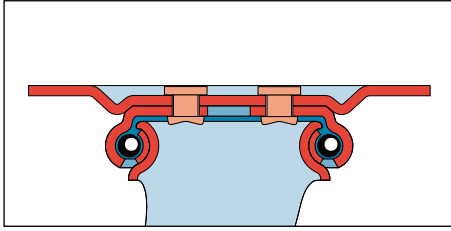


TS1 series



- Top plate fixing.
- Ball bearing swivel head.



whl dia	fitted height	swivel radius	tread width	wheel		load capacity	plain bore wheel		
				centre	tyre		swivel	fixed	rep wheel
40	63	44	17	polypropylene	cushion rubber	14	TS1 040 RL01		040 RL01
			17	nylon		18	TS1 040 NY01		040 NY01
50	73	47	17	polypropylene	cushion rubber	14	TS1 050 RL01		050 RL01
			17	nylon		50	TS1 050 NY01		050 NY01
63	85	54	18	polypropylene	cushion rubber	16	TS1 063 RL01		063 RL01
			17	nylon		50	TS1 063 NY01		063 NY01

1.2 Pressed Steel Castors



Standard fixings

TS1

- = 68 x 48mm
- = 54 x 25.4mm
- = M6

Adaptions

1 Wheel brake
50, 63mm only
Foot operated wheel brake
Add suffix 'B' to castor code

2 Threadguards
Most wheels
Prevent thread from binding wheel
Add suffix 'T' to castor code

3 Alternative T17 top plate
Add 'T17' to castor code

TS1 T17

- = 73 x 73mm
- = 50-57mm x 50-57mm
- = M6

Threadguards
can be fitted in conjunction with most other adaptions



BS1 series

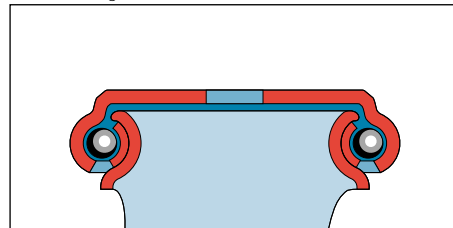


BS1 040 RL01



BS1 040 NY01

- Single hole fixing.
- Ball bearing swivel head.



whl dia	fitted height	swivel radius	tread width	wheel		load capacity	plain bore wheel		
				centre	tyre		swivel	fixed	rep wheel
40	60	44	17	polypropylene	cushion rubber	14	BS1 040 RL01		040 RL01
			17	nylon		18	BS1 040 NY01		040 NY01
50	70	47	17	polypropylene	cushion rubber	14	BS1 050 RL01		050 RL01
			17	nylon		50	BS1 050 NY01		050 NY01
63	82	54	18	polypropylene	cushion rubber	16	BS1 063 RL01		063 RL01
			17	nylon		50	BS1 063 NY01		063 NY01

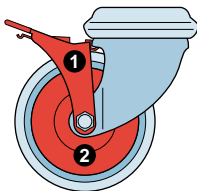


Standard fixings



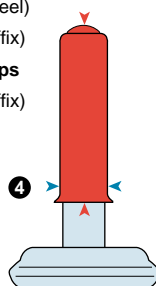
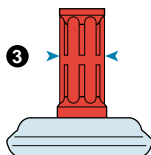
Adaptions

- Wheel brake**
50, 63mm only
Foot operated wheel brake
Add suffix 'B' to castor code



- Threadguards**
Most wheels
Prevent thread from binding wheel
Add suffix 'T' to castor code
Threadguards can be fitted in conjunction with most other adaptations

- Expanding plug**
Round (plastic) or Square (steel)
(see table for castor code suffix)
- Sprung plug for mobile steps**
(see table for castor code suffix)



3 tube shape	effective range	code suffix
○	15.5 - 18.4	R15
○	18.1 - 21.4	R18
○	21.1 - 24.4	R21
□	15.5 - 17.0	S15
□	21.3 - 23.5	S21

4 tube shape	spring rating	code suffix
○	25.4 (1*) 78	SA1
○	25.4 (1*) 78	SA2